

---

# Validation Error Displays

This section describes the recommended validation approach. It describes the preferred use of validation balloons, error indicators, grid error bars and in-place messages.

[Validation Balloons](#)

[Error Indicators](#)

[Grid Error Bar](#)

[In-Place Messages](#)

# Validation Balloons

## Brand DLL

Brand DLL control name and attributes go here.

### Example Form

Name:  

Age:

City:

Name needs to be greater than 2 characters.

## Usage

- Informs users of non-critical problems or special conditions for a control.
- Used with text-entry controls such as [text boxes](#).

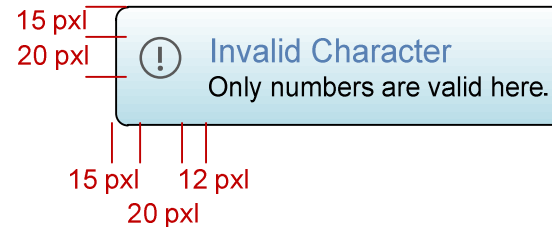
## Interactions

- Balloon appears when an invalid field has focus.
- Balloon appears when an error is encountered for a control that has immediate validation.
- Clicking the balloon dismisses it.

## Layout and Appearance

- Contains:
- Icon (optional).
  - Title summarizing the issue (optional).
    - If a title is not used, the body text must be included.
  - Body text describing problem and how to correct it (optional).
    - If body text is not used a title must be included.

Entrance Potential (V)  



Specify a File Name




Specify a value between 0 and 50.

## Balloon

	Color (RGB)
Border	0,0,0,
Background	Gradient: 255,255,255 – 189,224,234

	<ul style="list-style-type: none"> <li>• Display only one balloon at a time.</li> <li>• Display balloons underneath and offset to the right of the control they refer to whenever possible</li> <li>• Validation balloons time out after ten seconds unless the user can't continue without resolving the problem in which case the balloon does not time out.</li> <li>• See the <a href="#">Text section</a> for information on writing validation balloons.</li> </ul>	<b>Text</b>		
			Font	Color (RGB)
		Title	12 pt Arial	0,132,169
		Body	10 pt Arial	0,0,0
<b>Related</b>	<ul style="list-style-type: none"> <li>• <a href="#">Text Boxes</a></li> </ul>			

# Error Indicators

<b>Brand DLL</b>	<ul style="list-style-type: none"><li>• Brand DLL control name and attributes go here.</li></ul>	 Error icon
<b>Usage</b>	<p>Used to draw attention to errors, warnings and information in dialogs, message boxes, and validation balloons.</p> <p><b>Error Icon</b></p> <ul style="list-style-type: none"><li>• Used for messages that indicate that a problem has occurred.</li></ul> <p><b>Warning Icon</b></p> <ul style="list-style-type: none"><li>• Used for messages that indicate that a condition occurs that might cause a problem.</li></ul> <p><b>Information Icon</b></p> <ul style="list-style-type: none"><li>• Used with messages that contain additional but not essential information.</li></ul>	 Warning icon   Information icon
<b>Layout and Appearance</b>	<ul style="list-style-type: none"><li>• Refer to the style guide section for the error, warning or information container (dialog etc.) for layout information.</li></ul>	
<b>Related</b>	<ul style="list-style-type: none"><li>• <a href="#">Error and Warning Messages</a></li><li>• <a href="#">Text</a></li><li>• <a href="#">Tips</a></li><li>• <a href="#">Validation Balloons</a></li></ul>	

## Grid Error Bar

### Brand DLL

- Brand DLL control name and attributes go here.

### Usage

- Provides a consolidated view of all errors in a table or grid.
- Most useful for tables and grids that:
  - Have cells that cannot be validated immediately upon information entry.
  - Allow for imported information that may contain multiple errors.

### Interactions

- Click the [progressive disclosure](#) icon to expand or collapse the error bar.
- Hovering over the error underlines and changes the text color of the error.
- Clicking the error text in the error bar moves the cell with the error into view and gives the cell focus.
- Selecting a cell with an error, or hovering over it displays the [validation balloon](#).
- Errors are removed from the list as soon as the cell has been corrected and revalidated.
  - Revalidation is done upon losing focus or upon button press.
- When all errors are cleared the error bar disappears.

### Mass Range

	Compound	Start (Da)	Stop (Da)
1	My Compound	100.00	1000.00
2	My Compound(2)		2000.00
3	My Compound(3)	200	
4	My Compound (4)	300	

### Collapsed Error Bar

	ID	Start (Da)	Stop (Da)
1	My Compound	100.00	1000.00
2		100.00	
3		100.00	

### Expanded Error Bar

<p><b>Layout and Appearance</b></p> <ul style="list-style-type: none"> <li>• Appears when a validation error occurs in the table or grid.</li> </ul> <p><b>SINGLE ERROR</b></p> <ul style="list-style-type: none"> <li>• Bar is closed with no progressive disclosure icon when there is only one error.</li> <li>• Error text is displayed as outline below.</li> </ul> <p><b>CLOSED BAR</b></p> <ul style="list-style-type: none"> <li>• With multiple errors: <ul style="list-style-type: none"> <li>○ Progressive disclosure icon is displayed aligned with the first line of text.</li> <li>○ Warning icon is displayed between progressive disclosure icon and text to draw attention to the error bar.</li> <li>○ Text indicates that clicking progressive disclosure error or text will expand error bar and displays the number of errors in the grid.</li> </ul> </li> </ul> <p><b>EXPANDED BAR</b></p> <ul style="list-style-type: none"> <li>• The expanded bar is sized to provide an appropriate ratio of space to the error bar and table with the error bar being a maximum of 20% of the table's height.</li> <li>• A progressive disclosure icon is displayed aligned with the first line of text.</li> <li>• A warning icon is displayed between the progressive</li> </ul>			
	<p><b>NOTE: THIS IS NOT WINDOWS STANDARD: Links are blue and lighter blue on hover. No "previously clicked" colour.</b></p>	Font	Color
	Unclicked Error Text	10 pt Arial	0,0,0
	<a href="#">Error Text on Hover</a>	<a href="#">10 pt Arial Underlined</a>	0,0,255
	<a href="#">Clicked Error Text</a>	10 pt Arial	128,0,128

	<p>disclosure icon and text to draw attention to the error bar.</p> <ul style="list-style-type: none"> <li>• Errors are displayed and listed in order from top left to bottom right of the table.</li> <li>• Errors are descriptive and briefly indicate what the issue is. <ul style="list-style-type: none"> <li>○ Error text may be an excerpt of the validation balloon.</li> <li>○ Error text should not be more than one line long if possible.</li> </ul> </li> </ul>			
<p><b>Related</b></p>	<ul style="list-style-type: none"> <li>• <a href="#">Error and Warning Messages</a></li> <li>• <a href="#">Tables and Grids</a></li> <li>• <a href="#">Text</a></li> <li>• <a href="#">Validation Balloons</a></li> </ul>			